

## A WIDE CHOICE OF DOOR FURNITURE AND COMBINATIONS ARE AVAILABLE

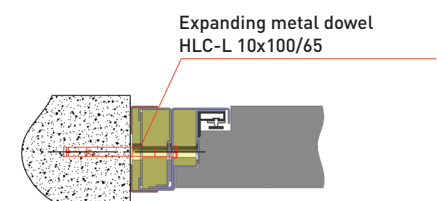
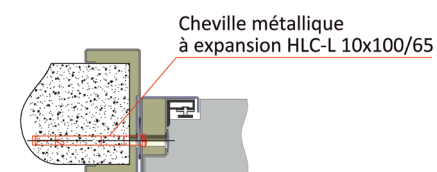
- All our door sets and furniture are assembled and tested at the factory.
- We offer a wide range of premium door furniture from recognised suppliers :
  - All types of door handles
  - Door closures (with arms & slides)
  - Closure covers
  - Panic bars 1 point, 2 point 3 point
  - Locks (safety, electric....)
  - Fire release/Europad
  - Door stops (standard or magnetic)
  - Contacts de position



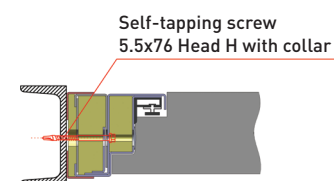
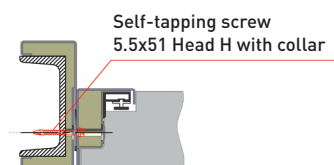
## QUICK AND EASY INSTALLATION : QUICKFIX®

- Our door sets are delivered ready to install (factory fitted door furniture, frames and leafs tested at the factory).
- Our frames are pre-drilled and setting them up only takes a few minutes.
- A counterframe system incorporating the full thickness of the partition allows an excellent finish over the entire periphery of the opening.
- Each door set is supplied with its complete fixing kit (sealant, screws, seals, mounting wedges, fixing caps) allowing quick site installation.
- Our solutions are designed to fit any type of opening.

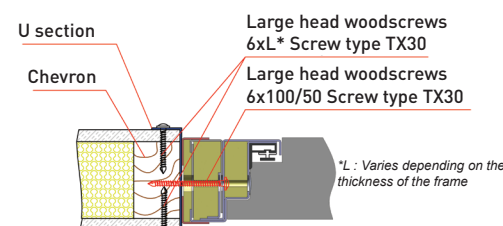
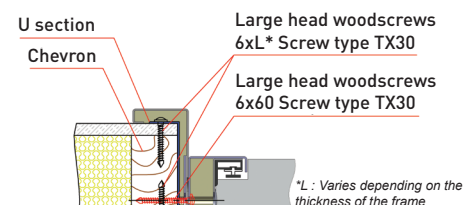
### FIXING ON CONCRETE/BREEZE BLOCK



### FIXING ON A METAL STRUCTURE



### FIXING ON BA13 + INSULATION



**BOËT STOPSON**  
The Sound of Silence

26 rue du Président Paul Doumer B.P. 704 - 59657 Villeneuve d'Ascq Cedex France  
T : +33 (0)3 20 05 88 88 - F : +33 (0)3 20 05 88 99 - E : france@boet-stopson.com - www.boet-stopson.com

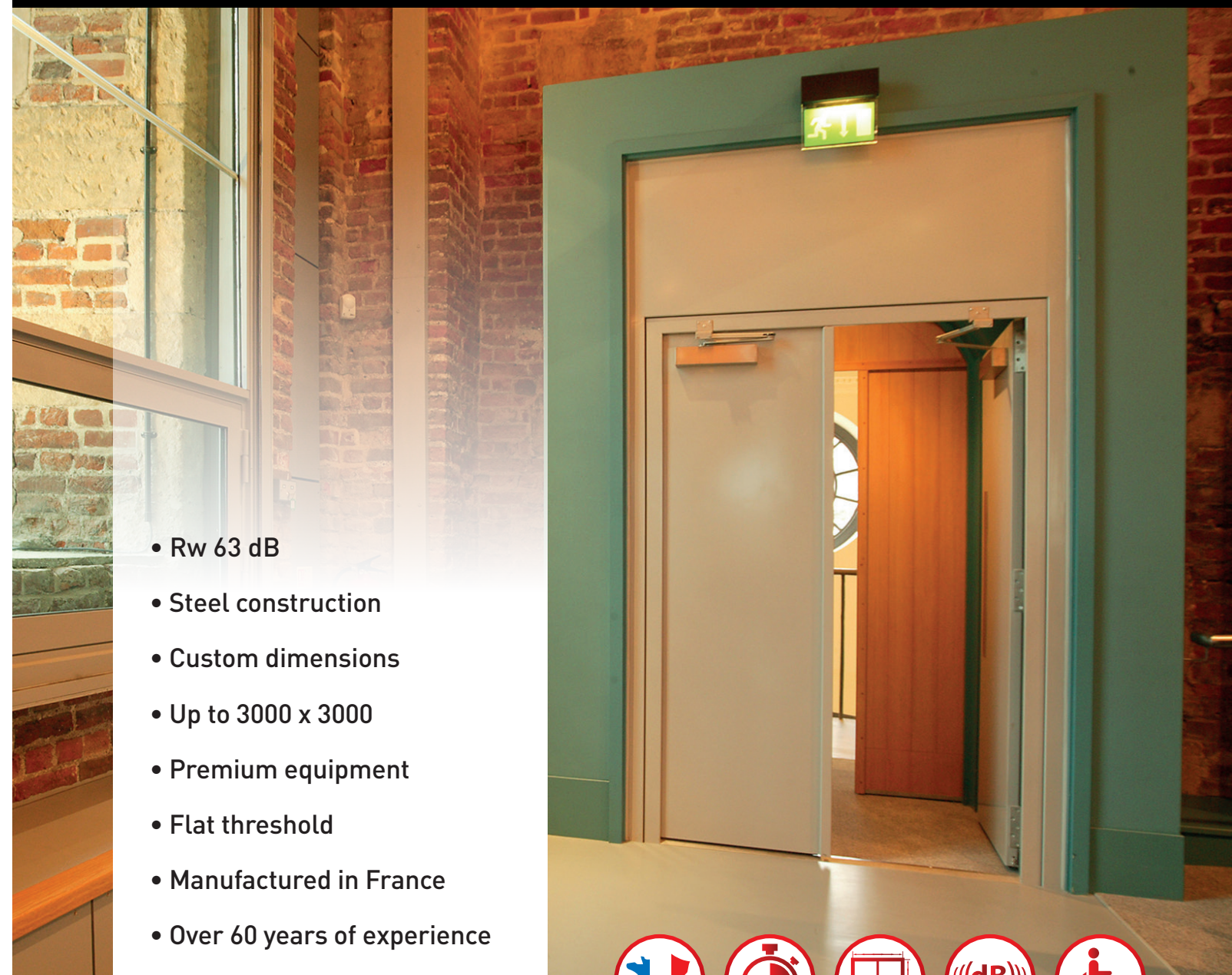
HIGH PERFORMANCE ACOUSTIC DOOR

**BOËT STOPSON**  
BUILDING

STOPSON  
RANGE  
**BS63**

## APPLICATIONS

TECHNICAL OR ADMINISTRATIVE OFFICES - RADIO & TELEVISION STUDIOS - NIGHTCLUBS & BARS  
HOSPITALS & CLINICS - AUDIOMETRIC LABORATORIES - TEST AREAS



- Rw 63 dB
- Steel construction
- Custom dimensions
- Up to 3000 x 3000
- Premium equipment
- Flat threshold
- Manufactured in France
- Over 60 years of experience
- Quality certified to ISO 9001-2015
- Also available in  
Rw 50, 52, 54 et 58






TAILOR-MADE SOLUTIONS

- Certified performances of  $R_w (C ; C_{tr}) = 63 \text{ dB} (-2 ; -9)$
- Custom dimensions up to 3000 x 3000 mm high (beyond see model BSG).
- Customisation from conception to design (single, double, tiered, glazed, access hatch).
- Corridor installation.
- Robust solutions built from 2mm thick galvanised steel sheets.
- Internal reinforcements to receive all types of equipment.
- Indoor & outdoor installation.
- Threshold 3mm thick (brushed stainless steel finish) for easy access.
- Ultra-resistant lacquer finish (polyester power paint oven-baked).
- Manufactured in France.

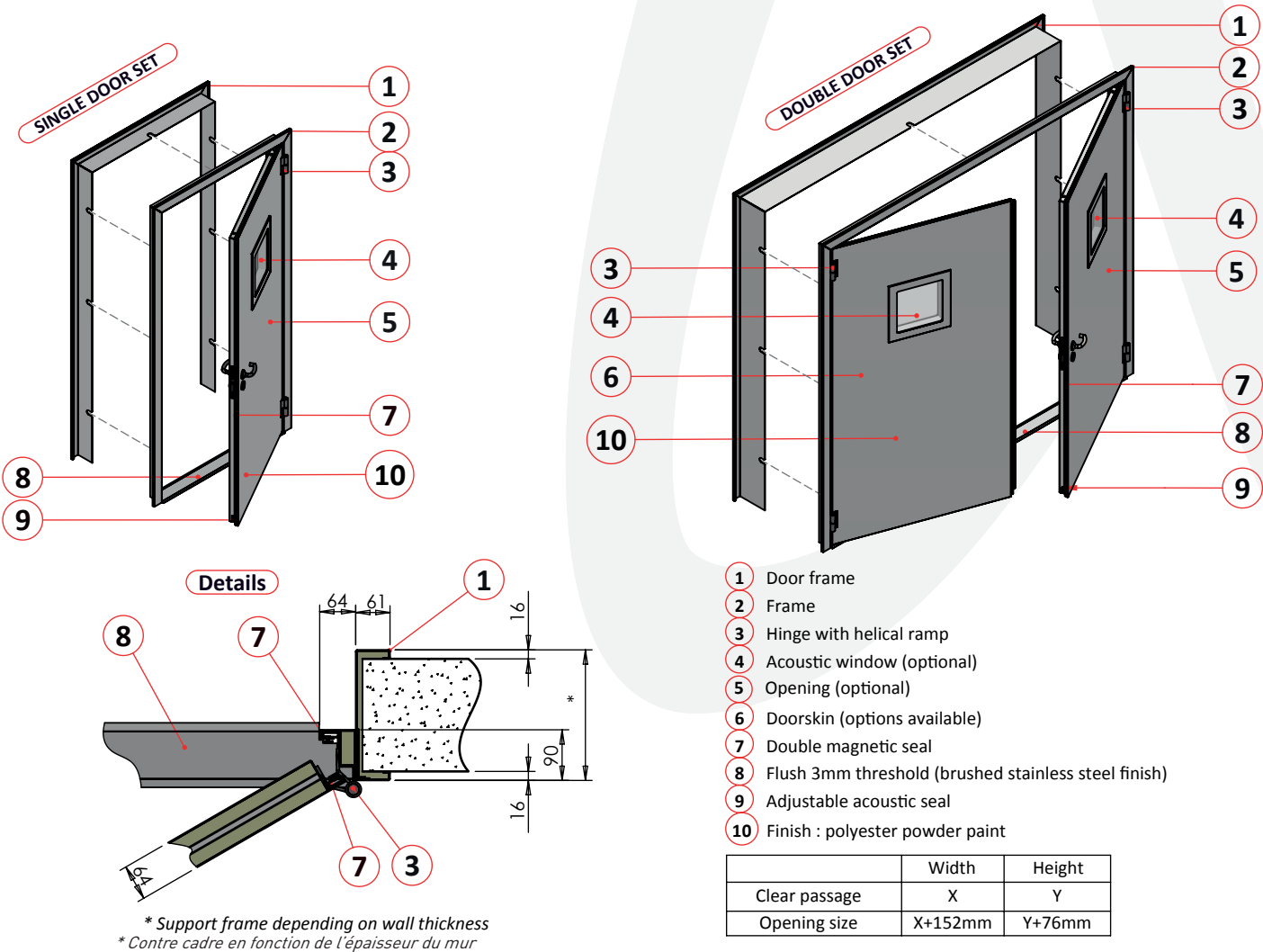


OPTIMUM ACOUSTIC SEALING,  
GUARANTEED COMPRESSION AND A PERFECT FINISH

- Between the door and the frame due to 2 elements of design (frame + against frame).
- Between the frame and the door leaf, through 2 magnetic seals on the entire periphery of the door set.
- In the lower section of the door set due to hinges with helical ramps combined with an adjustable buffer system.
- A leaf core integrating a multi-layer construction with variable density.



ACOUSTIC DOOR SET TYPE BS 63  
APPLIED INSTALLATION



ACOUSTIC PERFORMANCE

Frequency in Hz	63	125	250	500	1K	2K	4K	8K
Acoustic reduction - BS63 door set	32	40	56	61	64	66	≥68	≥68

$R_w (C ; C_{tr}) = 63 \text{ dB} (-2 ; -9)$

